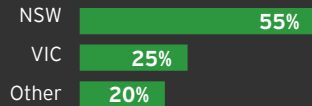


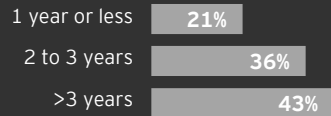
Fast facts: The fintech landscape in Australia 2018

Sector profile

Base:



Company age:



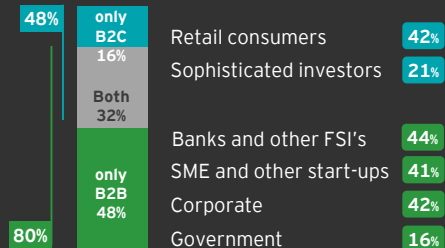
No. of employees (median):



Type of fintech (top 3)




End customer profile



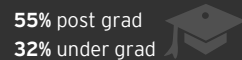
Industry gender profile

Gender (workforce participation)



Fintech leader profile (founders / CEOs)

Education:

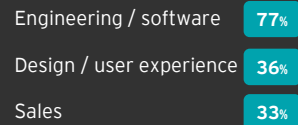


Average no. of start-ups founded:

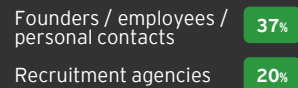
1.9

Talent

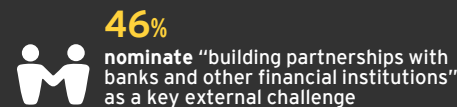
Top 3 talent shortages:



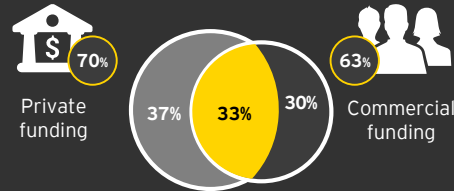
Top 2 approaches to talent recruitment



Relationship with incumbents



Capital (multiple response - excl. don't know)



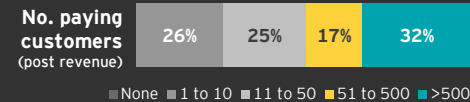
Average scale of last capital fundraising: \$3.2m

Average capital raised to date: \$4.5m

Monthly burn rate

Average burn rate (excl. profitable fintechs): \$121k

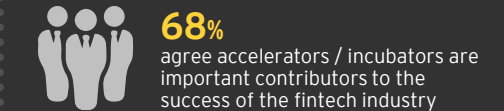
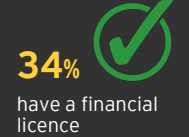
Paying customers



Median fintech post revenue growth



Government support and the regulatory environment (excl. don't know)



Outlook: Next 12 months expectations



Globally competitive (excl. don't know)

