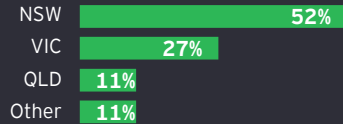


Fast facts: The fintech landscape in Australia 2019

Sector profile

Business base



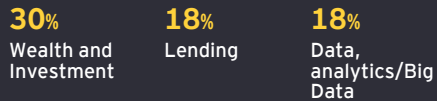
Company age (excl. didn't answer)



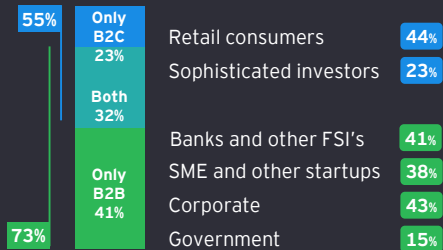
No. of employees (median)



Type of fintech (top 3)




End customer profile



Industry gender profile

Gender (workforce participation)

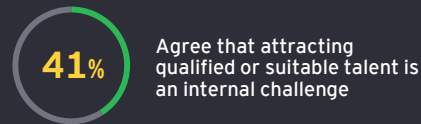
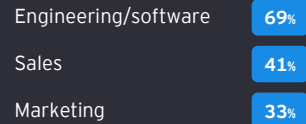


Fintech leader profile (founders/CEOs)

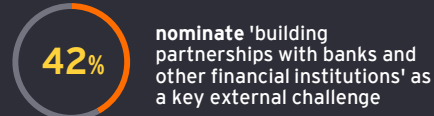


Talent

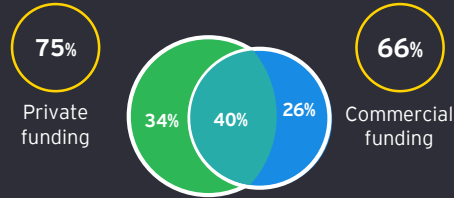
Top 3 talent shortages:



Relationship with incumbents



Capital (multiple response - excl. don't know)



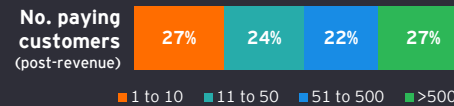
Average scale of last capital fundraising \$2.23m

Average capital raised to date \$4.12m

Monthly burn rate

Average monthly burn rate (excl. profitable fintechs) \$113k

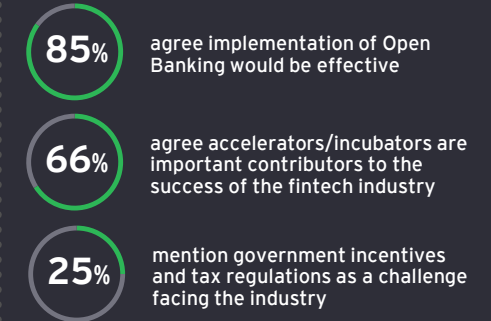
Paying customers



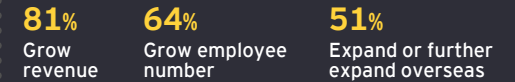
Median fintech post-revenue growth



Government support and the regulatory environment



Outlook: Next 12 months expectations



Globally competitive

